



Location: CMA1b - Oil Street Site Office

Report on 24-hour TSP monitoring

Action Level ($\mu\text{g}/\text{m}^3$) - 176.7

Limit Level ($\mu\text{g}/\text{m}^3$) - 260

| Date | Sampling Time | Weather Condition | Filter paper no. | Filter Weight, g | | Elapse Time, hr | | Sampling Time, hr | Flow Rate, m^3/min | | | Total Volume, m^3 | TSP Level, $\mu\text{g}/\text{m}^3$ |
|-----------|---------------|-------------------|------------------|------------------|--------|-----------------|---------|-------------------|------------------------------------|-----------------|---------|----------------------------|-------------------------------------|
| | | | | Initial | Final | Initial | Final | | Initial, Q_{si} | Final, Q_{sf} | Average | | |
| 31-Mar-17 | 8:00 | Rainy | 19820 | 2.8288 | 2.9358 | 9732.64 | 9756.64 | 24.00 | 1.36 | 1.36 | 1.36 | 1960 | 54.6 |
| 6-Apr-17 | 8:00 | Fine | 19895 | 2.6424 | 2.8509 | 9759.80 | 9783.80 | 24.00 | 1.35 | 1.35 | 1.35 | 1942 | 107.3 |
| 12-Apr-17 | 8:00 | Rainy | 19879 | 2.6512 | 2.7707 | 9786.80 | 9810.80 | 24.00 | 1.36 | 1.36 | 1.36 | 1955 | 61.1 |
| 18-Apr-17 | 8:00 | Fine | 20050 | 2.5123 | 2.6409 | 9813.84 | 9837.84 | 24.00 | 1.18 | 1.18 | 1.18 | 1702 | 75.6 |
| 24-Apr-17 | 8:00 | Cloudy | 20135 | 2.5640 | 2.7350 | 9840.84 | 9864.84 | 24.00 | 1.08 | 1.08 | 1.08 | 1556 | 109.9 |

Report on 1-hour TSP monitoring

Action Level ($\mu\text{g}/\text{m}^3$) - 320.1

Limit Level ($\mu\text{g}/\text{m}^3$) - 500

| Date | Sampling Time | Weather Condition | Filter paper no. | Filter Weight, g | | Elapse Time, hr | | Sampling Time, hr | Flow Rate, m^3/min | | | Total Volume, m^3 | TSP Level, $\mu\text{g}/\text{m}^3$ |
|-----------|---------------|-------------------|------------------|------------------|--------|-----------------|---------|-------------------|------------------------------------|-----------------|---------|----------------------------|-------------------------------------|
| | | | | Initial | Final | Initial | Final | | Initial, Q_{si} | Final, Q_{sf} | Average | | |
| 1-Apr-17 | 8:50 | Cloudy | 19811 | 2.8227 | 2.8371 | 9756.64 | 9757.64 | 1.00 | 1.36 | 1.36 | 1.36 | 82 | 176.0 |
| 1-Apr-17 | 10:15 | Cloudy | 19805 | 2.8052 | 2.8180 | 9757.64 | 9758.64 | 1.00 | 1.36 | 1.36 | 1.36 | 82 | 156.4 |
| 1-Apr-17 | 13:00 | Cloudy | 19780 | 2.8344 | 2.8403 | 9758.64 | 9759.64 | 1.00 | 1.36 | 1.36 | 1.36 | 82 | 72.1 |
| 7-Apr-17 | 9:00 | Fine | 19894 | 2.6410 | 2.6546 | 9783.80 | 9784.80 | 1.00 | 1.35 | 1.35 | 1.35 | 81 | 168.2 |
| 7-Apr-17 | 10:40 | Fine | 19884 | 2.6488 | 2.6569 | 9784.80 | 9785.80 | 1.00 | 1.35 | 1.35 | 1.35 | 81 | 100.2 |
| 7-Apr-17 | 13:00 | Fine | 19881 | 2.6342 | 2.6418 | 9785.80 | 9786.80 | 1.00 | 1.35 | 1.35 | 1.35 | 81 | 94.0 |
| 13-Apr-17 | 8:50 | Cloudy | 19851 | 2.6411 | 2.6520 | 9810.80 | 9811.80 | 1.00 | 1.36 | 1.36 | 1.36 | 82 | 133.6 |
| 13-Apr-17 | 10:20 | Cloudy | 19855 | 2.6384 | 2.6470 | 9811.80 | 9812.80 | 1.00 | 1.36 | 1.36 | 1.36 | 82 | 105.4 |
| 13-Apr-17 | 13:00 | Cloudy | 19618 | 2.8393 | 2.8469 | 9812.80 | 9813.80 | 1.00 | 1.20 | 1.20 | 1.20 | 72 | 105.6 |
| 19-Apr-17 | 8:50 | Fine | 20043 | 2.4815 | 2.4869 | 9837.84 | 9838.84 | 1.00 | 1.18 | 1.18 | 1.18 | 71 | 76.2 |
| 19-Apr-17 | 10:30 | Fine | 20085 | 2.4943 | 2.5018 | 9838.84 | 9839.84 | 1.00 | 1.18 | 1.18 | 1.18 | 71 | 105.8 |
| 19-Apr-17 | 13:00 | Fine | 20078 | 2.4763 | 2.4862 | 9839.84 | 9840.84 | 1.00 | 1.18 | 1.18 | 1.18 | 71 | 139.6 |
| 25-Apr-17 | 9:00 | Cloudy | 20142 | 2.5916 | 2.6070 | 9864.84 | 9865.84 | 1.00 | 1.22 | 1.22 | 1.22 | 73 | 210.2 |
| 25-Apr-17 | 10:35 | Cloudy | 20151 | 2.5686 | 2.5843 | 9865.84 | 9866.84 | 1.00 | 1.22 | 1.22 | 1.22 | 73 | 214.3 |
| 25-Apr-17 | 13:00 | Cloudy | 20146 | 2.5758 | 2.5987 | 9866.84 | 9867.84 | 1.00 | 1.22 | 1.22 | 1.22 | 73 | 312.6 |



Location: CMA2a - Causeway Bay Community Centre

Report on 24-hour TSP monitoring

Action Level ($\mu\text{g}/\text{m}^3$) - 169.5

Limit Level ($\mu\text{g}/\text{m}^3$) - 260

| Date | Sampling Time | Weather Condition | Filter paper no. | Filter Weight, g | | Elapse Time, hr | | Sampling Time, hr | Flow Rate, m^3/min | | | Total Volume, m^3 | TSP Level, $\mu\text{g}/\text{m}^3$ |
|-----------|---------------|-------------------|------------------|------------------|--------|-----------------|----------|-------------------|------------------------------------|-----------------|---------|----------------------------|-------------------------------------|
| | | | | Initial | Final | Initial | Final | | Initial, Q_{si} | Final, Q_{sf} | Average | | |
| 31-Mar-17 | 8:00 | Rainy | 19574 | 2.8298 | 2.8807 | 19342.10 | 19366.10 | 24.00 | 1.14 | 1.14 | 1.14 | 1640 | 31.0 |
| 6-Apr-17 | 8:00 | Fine | 19776 | 2.8193 | 2.9262 | 19369.10 | 19393.10 | 24.00 | 1.13 | 1.12 | 1.13 | 1621 | 65.9 |
| 12-Apr-17 | 8:00 | Rainy | 19880 | 2.6569 | 2.7438 | 19396.10 | 19420.10 | 24.00 | 1.27 | 1.27 | 1.27 | 1827 | 47.6 |
| 18-Apr-17 | 8:00 | Fine | 20051 | 2.5074 | 2.6344 | 19423.14 | 19447.14 | 24.00 | 1.03 | 1.03 | 1.03 | 1482 | 85.7 |
| 24-Apr-17 | 8:00 | Cloudy | 20074 | 2.5135 | 2.6729 | 19450.14 | 19474.14 | 24.00 | 1.08 | 1.08 | 1.08 | 1556 | 102.5 |

Report on 1-hour TSP monitoring

Action Level ($\mu\text{g}/\text{m}^3$) - 323.4

Limit Level ($\mu\text{g}/\text{m}^3$) - 500

| Date | Sampling Time | Weather Condition | Filter paper no. | Filter Weight, g | | Elapse Time, hr | | Sampling Time, hr | Flow Rate, m^3/min | | | Total Volume, m^3 | TSP Level, $\mu\text{g}/\text{m}^3$ |
|-----------|---------------|-------------------|------------------|------------------|--------|-----------------|----------|-------------------|------------------------------------|-----------------|---------|----------------------------|-------------------------------------|
| | | | | Initial | Final | Initial | Final | | Initial, Q_{si} | Final, Q_{sf} | Average | | |
| 1-Apr-17 | 8:50 | Cloudy | 19812 | 2.8221 | 2.8259 | 19366.10 | 19367.10 | 1.00 | 1.14 | 1.14 | 1.14 | 68 | 55.5 |
| 1-Apr-17 | 10:00 | Cloudy | 19806 | 2.7981 | 2.8007 | 19367.10 | 19368.10 | 1.00 | 1.14 | 1.14 | 1.14 | 68 | 38.0 |
| 1-Apr-17 | 13:00 | Cloudy | 19781 | 2.8283 | 2.8322 | 19368.10 | 19369.10 | 1.00 | 1.14 | 1.14 | 1.14 | 68 | 56.9 |
| 7-Apr-17 | 9:05 | Fine | 20001 | 2.8294 | 2.8334 | 19393.10 | 19394.10 | 1.00 | 1.12 | 1.12 | 1.12 | 67 | 59.3 |
| 7-Apr-17 | 10:40 | Fine | 19888 | 2.6375 | 2.6428 | 19394.10 | 19395.10 | 1.00 | 1.12 | 1.12 | 1.12 | 67 | 78.5 |
| 7-Apr-17 | 13:15 | Fine | 19882 | 2.6732 | 2.6779 | 19395.10 | 19396.10 | 1.00 | 1.12 | 1.12 | 1.12 | 67 | 69.6 |
| 13-Apr-17 | 9:30 | Cloudy | 19850 | 2.6174 | 2.6215 | 19420.10 | 19421.10 | 1.00 | 1.14 | 1.14 | 1.14 | 68 | 60.1 |
| 13-Apr-17 | 10:32 | Cloudy | 19856 | 2.6350 | 2.6402 | 19421.10 | 19422.10 | 1.00 | 1.14 | 1.14 | 1.14 | 68 | 76.2 |
| 13-Apr-17 | 13:00 | Cloudy | 19619 | 2.8314 | 2.8366 | 19422.10 | 19423.10 | 1.00 | 0.98 | 0.98 | 0.98 | 59 | 88.7 |
| 19-Apr-17 | 9:10 | Fine | 20045 | 2.4950 | 2.5046 | 19447.14 | 19448.14 | 1.00 | 1.10 | 1.10 | 1.10 | 66 | 145.2 |
| 19-Apr-17 | 10:40 | Fine | 20071 | 2.4790 | 2.4852 | 19448.14 | 19449.14 | 1.00 | 0.99 | 0.99 | 0.99 | 60 | 104.0 |
| 19-Apr-17 | 13:00 | Fine | 20079 | 2.4795 | 2.4833 | 19449.14 | 19450.14 | 1.00 | 0.96 | 0.96 | 0.96 | 57 | 66.2 |
| 25-Apr-17 | 9:20 | Cloudy | 20141 | 2.5642 | 2.5733 | 19474.15 | 19475.15 | 1.00 | 0.97 | 0.97 | 0.97 | 58 | 156.4 |
| 25-Apr-17 | 10:45 | Cloudy | 20153 | 2.5854 | 2.5916 | 19475.15 | 19476.15 | 1.00 | 0.97 | 0.97 | 0.97 | 58 | 106.6 |
| 25-Apr-17 | 13:00 | Cloudy | 20145 | 2.5442 | 2.5507 | 19476.15 | 19477.15 | 1.00 | 1.04 | 1.04 | 1.04 | 63 | 103.9 |



Location: CMA3a - CWB PRE Site Office Area

Report on 24-hour TSP monitoring
Action Level ($\mu\text{g}/\text{m}^3$) - 171
Limit Level ($\mu\text{g}/\text{m}^3$) - 260

| Date | Sampling Time | Weather Condition | Filter paper no. | Filter Weight, g | | Elapse Time, hr | | Sampling Time, hr | Flow Rate, m^3/min | | | Total Volume, m^3 | TSP Level, $\mu\text{g}/\text{m}^3$ |
|-----------|---------------|-------------------|------------------|------------------|--------|-----------------|---------|-------------------|------------------------------------|-----------------|---------|----------------------------|-------------------------------------|
| | | | | Initial | Final | Initial | Final | | Initial, Q_{si} | Final, Q_{sf} | Average | | |
| 31-Mar-17 | 8:00 | Rainy | 19822 | 2.6356 | 2.7118 | 6819.48 | 6843.48 | 24.00 | 1.18 | 1.19 | 1.19 | 1710 | 44.6 |
| 7-Apr-17 | 17:10 | Fine | 19875 | 2.6320 | 2.7301 | 6862.64 | 6886.64 | 24.00 | 1.17 | 1.17 | 1.17 | 1685 | 58.2 |
| 12-Apr-17 | 8:00 | Rainy | 19871 | 2.6566 | 2.7168 | 6886.64 | 6910.64 | 24.00 | 1.18 | 1.19 | 1.18 | 1704 | 35.3 |
| 18-Apr-17 | 8:00 | Fine | 20052 | 2.5142 | 2.6590 | 6913.64 | 6937.64 | 24.00 | 1.16 | 1.16 | 1.16 | 1676 | 86.4 |
| 24-Apr-17 | 8:00 | Cloudy | 20162 | 2.5782 | 2.6857 | 6940.65 | 6964.65 | 24.00 | 1.02 | 1.02 | 1.02 | 1472 | 73.0 |

Remarks: Due to interruption of electricity, the 24hr TSP was rescheduled from 6 April 2017 to 7 April 2017.

Report on 1-hour TSP monitoring
Action Level ($\mu\text{g}/\text{m}^3$) - 311.3
Limit Level ($\mu\text{g}/\text{m}^3$) - 500

| Date | Sampling Time | Weather Condition | Filter paper no. | Filter Weight, g | | Elapse Time, hr | | Sampling Time, hr | Flow Rate, m^3/min | | | Total Volume, m^3 | TSP Level, $\mu\text{g}/\text{m}^3$ |
|-----------|---------------|-------------------|------------------|------------------|--------|-----------------|---------|-------------------|------------------------------------|-----------------|---------|----------------------------|-------------------------------------|
| | | | | Initial | Final | Initial | Final | | Initial, Q_{si} | Final, Q_{sf} | Average | | |
| 1-Apr-17 | 8:30 | Cloudy | 19813 | 2.8067 | 2.8094 | 6843.48 | 6844.48 | 1.00 | 1.19 | 1.19 | 1.19 | 71 | 37.8 |
| 1-Apr-17 | 9:55 | Cloudy | 19807 | 2.8197 | 2.8230 | 6844.48 | 6845.48 | 1.00 | 1.19 | 1.19 | 1.19 | 71 | 46.2 |
| 1-Apr-17 | 11:00 | Cloudy | 19803 | 2.8094 | 2.8123 | 6845.48 | 6846.48 | 1.00 | 1.19 | 1.19 | 1.19 | 71 | 40.6 |
| 7-Apr-17 | 14:00 | Fine | 20000 | 2.8479 | 2.8531 | 6859.64 | 6860.64 | 1.00 | 1.03 | 1.03 | 1.03 | 62 | 84.3 |
| 7-Apr-17 | 15:02 | Fine | 19878 | 2.6293 | 2.6343 | 6860.64 | 6861.64 | 1.00 | 1.03 | 1.03 | 1.03 | 62 | 81.0 |
| 7-Apr-17 | 16:05 | Fine | 19889 | 2.6422 | 2.6462 | 6861.64 | 6862.64 | 1.00 | 1.10 | 1.10 | 1.10 | 66 | 60.6 |
| 13-Apr-17 | 8:03 | Cloudy | 19867 | 2.6305 | 2.6340 | 6910.64 | 6911.64 | 1.00 | 1.19 | 1.19 | 1.19 | 71 | 49.2 |
| 13-Apr-17 | 10:00 | Cloudy | 19853 | 2.6398 | 2.6433 | 6911.64 | 6912.64 | 1.00 | 1.19 | 1.19 | 1.19 | 71 | 49.2 |
| 13-Apr-17 | 13:00 | Cloudy | 19223 | 2.8483 | 2.8529 | 6912.64 | 6913.64 | 1.00 | 1.19 | 1.19 | 1.19 | 71 | 64.7 |
| 19-Apr-17 | 8:30 | Fine | 20047 | 2.5189 | 2.5204 | 6937.64 | 6938.64 | 1.00 | 1.02 | 1.02 | 1.02 | 61 | 24.5 |
| 19-Apr-17 | 10:15 | Fine | 20069 | 2.4700 | 2.4727 | 6938.64 | 6939.64 | 1.00 | 1.02 | 1.02 | 1.02 | 61 | 44.0 |
| 19-Apr-17 | 13:00 | Fine | 20081 | 2.4959 | 2.4992 | 6939.64 | 6940.64 | 1.00 | 1.02 | 1.02 | 1.02 | 61 | 53.8 |
| 25-Apr-17 | 8:40 | Cloudy | 20139 | 2.5272 | 2.5348 | 6964.65 | 6965.65 | 1.00 | 1.16 | 1.16 | 1.16 | 69 | 109.5 |
| 25-Apr-17 | 10:15 | Cloudy | 20155 | 2.5442 | 2.5510 | 6965.65 | 6966.65 | 1.00 | 1.16 | 1.16 | 1.16 | 69 | 98.0 |
| 25-Apr-17 | 13:00 | Cloudy | 20147 | 2.5923 | 2.5995 | 6966.65 | 6967.65 | 1.00 | 1.16 | 1.16 | 1.16 | 69 | 103.8 |



Location: CMA4a - SPCA

Report on 24-hour TSP monitoring

Action Level ($\mu\text{g}/\text{m}^3$) - 171.2
Limit Level ($\mu\text{g}/\text{m}^3$) - 260

| Date | Sampling Time | Weather Condition | Filter paper no. | Filter Weight, g | | Elapse Time, hr | | Sampling Time, hr | Flow Rate, m^3/min | | | Total Volume, m^3 | TSP Level, $\mu\text{g}/\text{m}^3$ |
|-----------|---------------|-------------------|------------------|------------------|--------|-----------------|----------|-------------------|------------------------------------|-----------------|---------|----------------------------|-------------------------------------|
| | | | | Initial | Final | Initial | Final | | Initial, Q_{si} | Final, Q_{sf} | Average | | |
| 31-Mar-17 | 8:00 | Rainy | 19575 | 2.8523 | 2.8974 | 23592.09 | 23616.09 | 24.00 | 1.23 | 1.23 | 1.23 | 1775 | 25.4 |
| 7-Apr-17 | 14:45 | Fine | 19872 | 2.6509 | 2.7338 | 23622.09 | 23646.09 | 24.00 | 1.27 | 1.27 | 1.27 | 1828 | 45.3 |
| 12-Apr-17 | 8:00 | Rainy | 19870 | 2.6412 | 2.6942 | 23646.14 | 23670.14 | 24.00 | 1.28 | 1.28 | 1.28 | 1840 | 28.8 |
| 18-Apr-17 | 8:00 | Fine | 20042 | 2.4916 | 2.5760 | 23673.14 | 23697.14 | 24.00 | 1.26 | 1.26 | 1.26 | 1821 | 46.3 |
| 24-Apr-17 | 8:00 | Cloudy | 20073 | 2.4700 | 2.6078 | 23700.15 | 23724.15 | 24.00 | 0.93 | 0.93 | 0.93 | 1334 | 103.3 |

Remarks: Due to interruption of electricity, the 24hr TSP was rescheduled from 6 April 2017 to 7 April 2017.

Report on 1-hour TSP monitoring

Action Level ($\mu\text{g}/\text{m}^3$) - 312.5
Limit Level ($\mu\text{g}/\text{m}^3$) - 500

| Date | Sampling Time | Weather Condition | Filter paper no. | Filter Weight, g | | Elapse Time, hr | | Sampling Time, hr | Flow Rate, m^3/min | | | Total Volume, m^3 | TSP Level, $\mu\text{g}/\text{m}^3$ |
|-----------|---------------|-------------------|------------------|------------------|--------|-----------------|----------|-------------------|------------------------------------|-----------------|---------|----------------------------|-------------------------------------|
| | | | | Initial | Final | Initial | Final | | Initial, Q_{si} | Final, Q_{sf} | Average | | |
| 1-Apr-17 | 8:30 | Cloudy | 19798 | 2.8112 | 2.8124 | 23616.09 | 23617.09 | 1.00 | 1.28 | 1.28 | 1.28 | 77 | 15.6 |
| 1-Apr-17 | 9:55 | Cloudy | 19808 | 2.8094 | 2.8123 | 23617.09 | 23618.09 | 1.00 | 1.28 | 1.28 | 1.28 | 77 | 37.7 |
| 1-Apr-17 | 11:00 | Cloudy | 19802 | 2.8182 | 2.8199 | 23618.09 | 23619.09 | 1.00 | 1.28 | 1.28 | 1.28 | 77 | 22.1 |
| 7-Apr-17 | 8:40 | Fine | 19999 | 2.8477 | 2.8518 | 23619.09 | 23620.09 | 1.00 | 1.27 | 1.27 | 1.27 | 76 | 53.8 |
| 7-Apr-17 | 10:10 | Fine | 19890 | 2.6440 | 2.6462 | 23620.09 | 23621.09 | 1.00 | 1.22 | 1.22 | 1.22 | 73 | 30.0 |
| 7-Apr-17 | 13:00 | Fine | 19887 | 2.6249 | 2.6295 | 23621.09 | 23622.09 | 1.00 | 1.27 | 1.27 | 1.27 | 76 | 60.4 |
| 13-Apr-17 | 8:45 | Cloudy | 19849 | 2.6558 | 2.6585 | 23670.14 | 23671.14 | 1.00 | 1.28 | 1.28 | 1.28 | 77 | 35.2 |
| 13-Apr-17 | 10:00 | Cloudy | 19857 | 2.6414 | 2.6433 | 23671.14 | 23672.14 | 1.00 | 1.28 | 1.28 | 1.28 | 77 | 24.7 |
| 13-Apr-17 | 13:00 | Cloudy | 19617 | 2.8563 | 2.8605 | 23672.14 | 23673.14 | 1.00 | 1.28 | 1.28 | 1.28 | 77 | 54.7 |
| 19-Apr-17 | 8:30 | Fine | 20048 | 2.5077 | 2.5114 | 23697.15 | 23698.15 | 1.00 | 1.26 | 1.26 | 1.26 | 76 | 48.8 |
| 19-Apr-17 | 10:15 | Fine | 20068 | 2.5062 | 2.5091 | 23698.15 | 23699.15 | 1.00 | 1.26 | 1.26 | 1.26 | 76 | 38.2 |
| 19-Apr-17 | 13:00 | Fine | 20082 | 2.4673 | 2.4697 | 23699.15 | 23700.15 | 1.00 | 1.26 | 1.26 | 1.26 | 76 | 31.6 |
| 25-Apr-17 | 8:50 | Cloudy | 20138 | 2.5743 | 2.5808 | 23724.15 | 23725.15 | 1.00 | 0.93 | 0.93 | 0.93 | 56 | 117.0 |
| 25-Apr-17 | 10:15 | Cloudy | 20156 | 2.5620 | 2.5681 | 23725.15 | 23726.15 | 1.00 | 0.93 | 0.93 | 0.93 | 56 | 109.8 |
| 25-Apr-17 | 13:00 | Cloudy | 20148 | 2.5513 | 2.5586 | 23726.15 | 23727.15 | 1.00 | 0.93 | 0.93 | 0.93 | 56 | 131.4 |



Location: CMA5b - Pedestrian Plaza

Report on 24-hour TSP monitoring

Action Level ($\mu\text{g}/\text{m}^3$) - 181
Limit Level ($\mu\text{g}/\text{m}^3$) - 260

| Date | Sampling Time | Weather Condition | Filter paper no. | Filter Weight, g | | Elapse Time, hr | | Sampling Time, hr | Flow Rate, m^3/min | | | Total Volume, m^3 | TSP Level, $\mu\text{g}/\text{m}^3$ |
|-----------|---------------|-------------------|------------------|------------------|--------|-----------------|---------|-------------------|------------------------------------|-----------------|---------|----------------------------|-------------------------------------|
| | | | | Initial | Final | Initial | Final | | Initial, Q_{si} | Final, Q_{sf} | Average | | |
| 31-Mar-17 | 8:00 | Rainy | 19823 | 2.6104 | 2.6631 | 8187.71 | 8211.71 | 24.00 | 0.85 | 0.85 | 0.85 | 1221 | 43.2 |
| 6-Apr-17 | 8:00 | Fine | 19779 | 2.8292 | 2.9819 | 8214.71 | 8238.71 | 24.00 | 0.84 | 0.84 | 0.84 | 1205 | 126.7 |
| 12-Apr-17 | 8:00 | Rainy | 19877 | 2.6223 | 2.7310 | 8241.71 | 8265.71 | 24.00 | 0.90 | 0.91 | 0.90 | 1301 | 83.5 |
| 18-Apr-17 | 8:00 | Fine | 19972 | 2.9208 | 3.0670 | 8268.71 | 8292.71 | 24.00 | 0.83 | 0.83 | 0.83 | 1196 | 122.2 |
| 24-Apr-17 | 8:00 | Cloudy | 20077 | 2.4703 | 2.6024 | 8295.71 | 8319.71 | 24.00 | 0.89 | 0.89 | 0.89 | 1282 | 103.0 |

Report on 1-hour TSP monitoring

Action Level ($\mu\text{g}/\text{m}^3$) - 332
Limit Level ($\mu\text{g}/\text{m}^3$) - 500

| Date | Sampling Time | Weather Condition | Filter paper no. | Filter Weight, g | | Elapse Time, hr | | Sampling Time, hr | Flow Rate, m^3/min | | | Total Volume, m^3 | TSP Level, $\mu\text{g}/\text{m}^3$ |
|-----------|---------------|-------------------|------------------|------------------|--------|-----------------|---------|-------------------|------------------------------------|-----------------|---------|----------------------------|-------------------------------------|
| | | | | Initial | Final | Initial | Final | | Initial, Q_{si} | Final, Q_{sf} | Average | | |
| 1-Apr-17 | 8:03 | Cloudy | 19821 | 2.6456 | 2.6568 | 8211.71 | 8212.71 | 1.00 | 0.91 | 0.91 | 0.91 | 55 | 205.3 |
| 1-Apr-17 | 9:35 | Cloudy | 19799 | 2.8229 | 2.8336 | 8212.71 | 8213.71 | 1.00 | 0.91 | 0.91 | 0.91 | 55 | 196.2 |
| 1-Apr-17 | 10:45 | Cloudy | 19804 | 2.7975 | 2.8064 | 8213.71 | 8214.71 | 1.00 | 0.91 | 0.91 | 0.91 | 55 | 163.2 |
| 7-Apr-17 | 8:15 | Fine | 19996 | 2.8489 | 2.8581 | 8238.71 | 8239.71 | 1.00 | 0.84 | 0.86 | 0.85 | 51 | 180.4 |
| 7-Apr-17 | 9:35 | Fine | 19893 | 2.6444 | 2.6496 | 8239.71 | 8240.71 | 1.00 | 0.84 | 0.84 | 0.84 | 50 | 103.7 |
| 7-Apr-17 | 11:00 | Fine | 19885 | 2.6526 | 2.6649 | 8240.71 | 8241.71 | 1.00 | 0.89 | 0.89 | 0.89 | 54 | 229.4 |
| 13-Apr-17 | 8:10 | Cloudy | 19848 | 2.6621 | 2.6671 | 8265.71 | 8266.71 | 1.00 | 0.96 | 0.96 | 0.96 | 58 | 86.4 |
| 13-Apr-17 | 9:40 | Cloudy | 19852 | 2.6378 | 2.6448 | 8266.71 | 8267.71 | 1.00 | 0.96 | 0.96 | 0.96 | 58 | 121.0 |
| 13-Apr-17 | 11:00 | Cloudy | 19595 | 2.8511 | 2.8625 | 8267.71 | 8268.71 | 1.00 | 0.96 | 0.96 | 0.96 | 58 | 197.1 |
| 19-Apr-17 | 8:05 | Fine | 20167 | 2.5751 | 2.5824 | 8292.71 | 8293.71 | 1.00 | 0.89 | 0.89 | 0.89 | 53 | 137.0 |
| 19-Apr-17 | 9:50 | Fine | 20044 | 2.5039 | 2.5057 | 8293.71 | 8294.71 | 1.00 | 0.83 | 0.83 | 0.83 | 50 | 36.1 |
| 19-Apr-17 | 13:00 | Fine | 20072 | 2.4903 | 2.4936 | 8294.71 | 8295.71 | 1.00 | 0.89 | 0.89 | 0.89 | 53 | 61.9 |
| 25-Apr-17 | 8:25 | Cloudy | 20137 | 2.5387 | 2.5453 | 8319.75 | 8320.75 | 1.00 | 0.76 | 0.76 | 0.76 | 46 | 143.8 |
| 25-Apr-17 | 9:55 | Cloudy | 20143 | 2.5594 | 2.5712 | 8320.75 | 8321.75 | 1.00 | 0.76 | 0.76 | 0.76 | 46 | 257.2 |
| 25-Apr-17 | 11:00 | Cloudy | 20152 | 2.5829 | 2.5960 | 8321.75 | 8322.75 | 1.00 | 0.76 | 0.76 | 0.76 | 46 | 285.5 |



Location: CMA6a - WD2 PRE Office

Report on 24-hour TSP monitoring

Action Level - 187.3 $\mu\text{g}/\text{m}^3$
Limit Level - 260 $\mu\text{g}/\text{m}^3$

| Date | Sampling Time | Weather Condition | Filter paper no. | Filter Weight, g | | Elapse Time, hr | | Sampling Time, hr | Flow Rate, m^3/min | | | Total Volume, m^3 | TSP Level, $\mu\text{g}/\text{m}^3$ |
|-----------|---------------|-------------------|------------------|------------------|--------|-----------------|---------|-------------------|------------------------------------|-----------------|---------|----------------------------|-------------------------------------|
| | | | | Initial | Final | Initial | Final | | Initial, Q_{si} | Final, Q_{sf} | Average | | |
| 31-Mar-17 | 8:00 | Rainy | 18493 | 2.8432 | 2.8784 | 1875.26 | 1899.26 | 24.00 | 0.97 | 0.98 | 0.98 | 1406 | 25.0 |
| 6-Apr-17 | 8:00 | Fine | 19777 | 2.8280 | 2.9494 | 1902.26 | 1926.26 | 24.00 | 1.02 | 1.02 | 1.02 | 1469 | 82.6 |
| 13-Apr-17 | 14:03 | Cloudy | 19971 | 2.9067 | 2.9442 | 1932.26 | 1956.26 | 24.00 | 0.92 | 0.92 | 0.92 | 1322 | 28.4 |
| 19-Apr-17 | 12:02 | Fine | 20084 | 2.4684 | 2.5116 | 1959.27 | 1983.27 | 24.00 | 0.90 | 0.91 | 0.91 | 1304 | 33.1 |
| 24-Apr-17 | 8:00 | Cloudy | 20161 | 2.5798 | 2.7072 | 1983.31 | 2007.31 | 24.00 | 0.79 | 0.79 | 0.79 | 1133 | 112.4 |

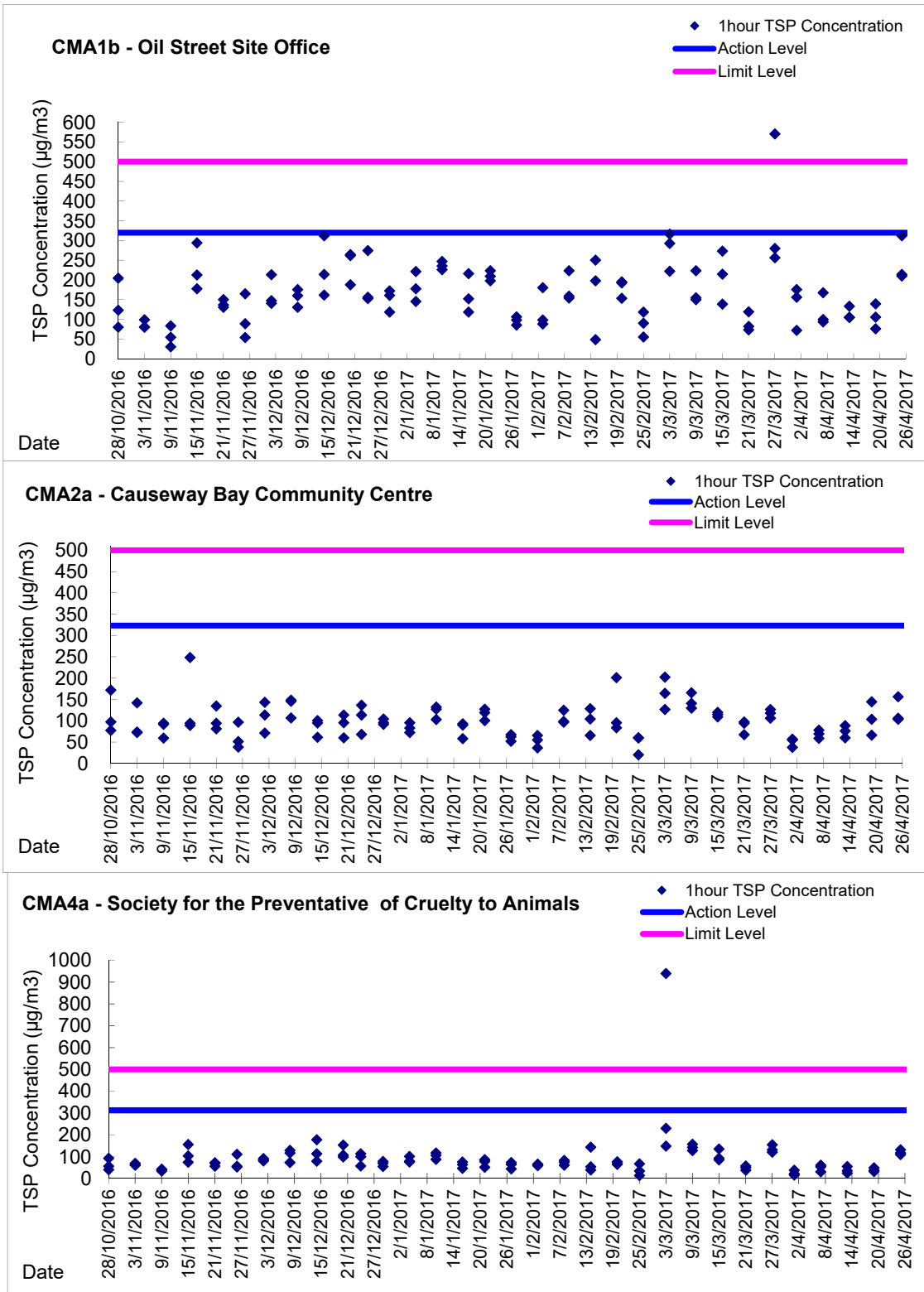
Remarks: Due to interruption of electricity, the 24hr TSP was rescheduled from 12 and 18 April 2017 to 13 and 19 April 2017 respectively.

Report on 1-hour TSP monitoring

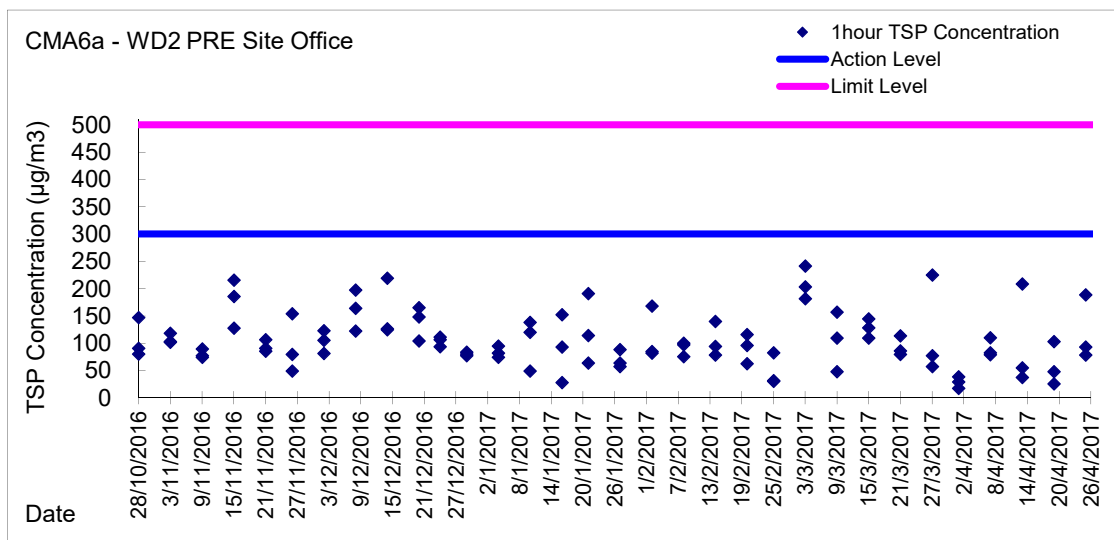
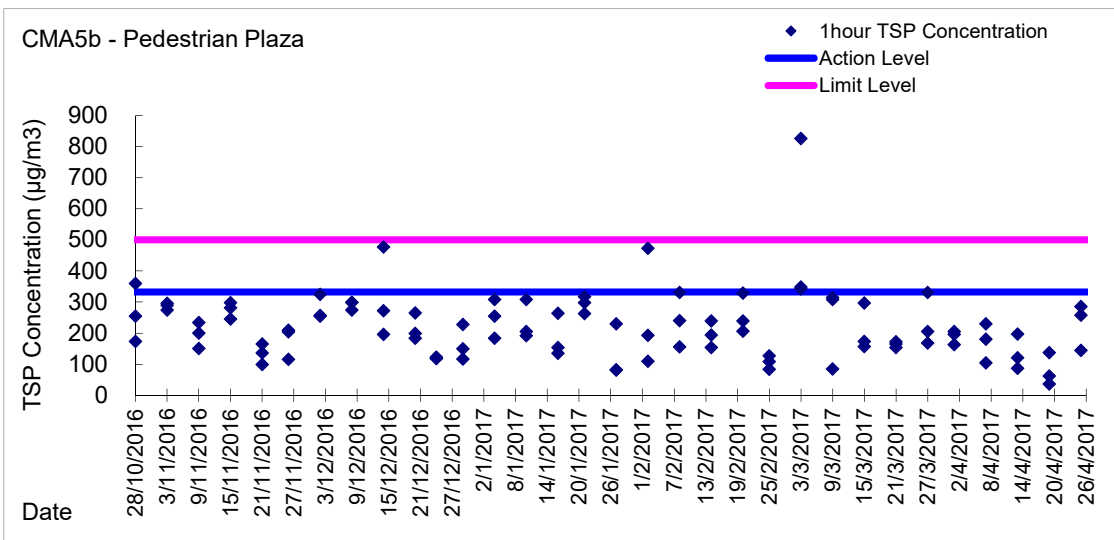
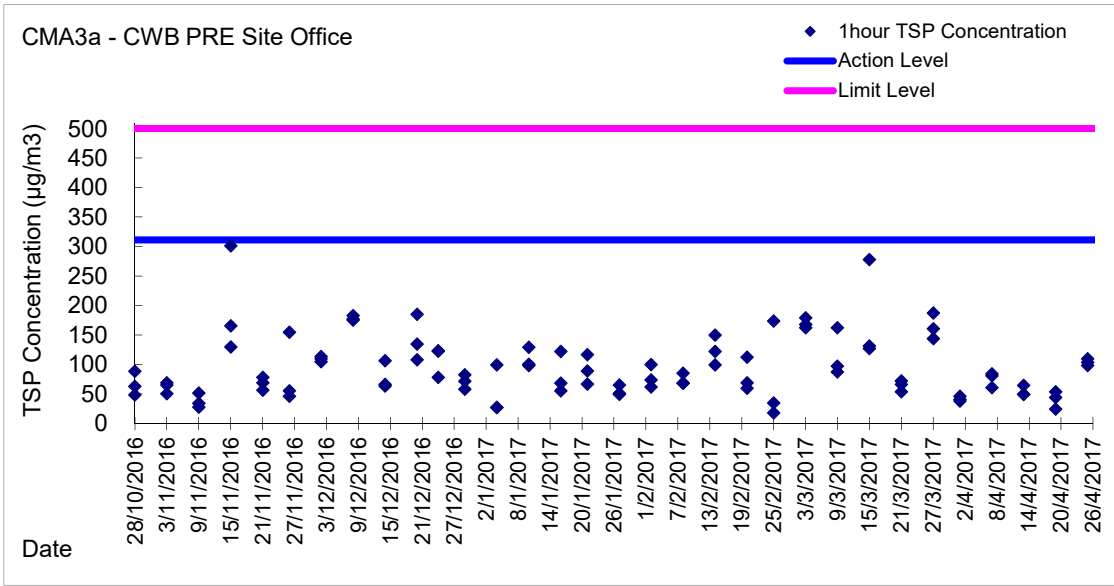
Action Level - 300.1 $\mu\text{g}/\text{m}^3$
Limit Level - 500 $\mu\text{g}/\text{m}^3$

| Date | Sampling Time | Weather Condition | Filter paper no. | Filter Weight, g | | Elapse Time, hr | | Sampling Time, hr | Flow Rate, m^3/min | | | Total Volume, m^3 | TSP Level, $\mu\text{g}/\text{m}^3$ |
|-----------|---------------|-------------------|------------------|------------------|--------|-----------------|---------|-------------------|------------------------------------|-----------------|---------|----------------------------|-------------------------------------|
| | | | | Initial | Final | Initial | Final | | Initial, Q_{si} | Final, Q_{sf} | Average | | |
| 1-Apr-17 | 8:15 | Cloudy | 19814 | 2.8203 | 2.8221 | 1899.26 | 1900.26 | 1.00 | 1.03 | 1.03 | 1.03 | 62 | 29.0 |
| 1-Apr-17 | 9:35 | Cloudy | 19810 | 2.8290 | 2.8301 | 1900.26 | 1901.26 | 1.00 | 1.03 | 1.03 | 1.03 | 62 | 17.7 |
| 1-Apr-17 | 10:40 | Cloudy | 19800 | 2.8248 | 2.8272 | 1901.26 | 1902.26 | 1.00 | 1.03 | 1.03 | 1.03 | 62 | 38.7 |
| 7-Apr-17 | 8:05 | Fine | 19998 | 2.8249 | 2.8292 | 1926.26 | 1927.26 | 1.00 | 0.91 | 0.91 | 0.91 | 55 | 78.8 |
| 7-Apr-17 | 9:35 | Fine | 19892 | 2.6352 | 2.6412 | 1927.26 | 1928.26 | 1.00 | 0.91 | 0.91 | 0.91 | 55 | 110.0 |
| 7-Apr-17 | 11:00 | Fine | 19883 | 2.6627 | 2.6672 | 1928.26 | 1929.26 | 1.00 | 0.91 | 0.91 | 0.91 | 55 | 82.5 |
| 13-Apr-17 | 8:00 | Cloudy | 19873 | 2.6331 | 2.6460 | 1929.26 | 1930.26 | 1.00 | 1.03 | 1.03 | 1.03 | 62 | 208.6 |
| 13-Apr-17 | 9:45 | Cloudy | 19859 | 2.6774 | 2.6797 | 1930.26 | 1931.26 | 1.00 | 1.03 | 1.03 | 1.03 | 62 | 37.2 |
| 13-Apr-17 | 13:00 | Cloudy | 19958 | 2.8401 | 2.8435 | 1931.26 | 1932.26 | 1.00 | 1.03 | 1.03 | 1.03 | 62 | 55.0 |
| 19-Apr-17 | 8:00 | Fine | 19970 | 2.8378 | 2.8392 | 1956.26 | 1957.26 | 1.00 | 0.90 | 0.90 | 0.90 | 54 | 25.8 |
| 19-Apr-17 | 9:30 | Fine | 20049 | 2.5050 | 2.5106 | 1957.26 | 1958.26 | 1.00 | 0.90 | 0.90 | 0.90 | 54 | 103.2 |
| 19-Apr-17 | 11:00 | Fine | 20086 | 2.4677 | 2.4703 | 1958.26 | 1959.26 | 1.00 | 0.90 | 0.90 | 0.90 | 54 | 47.9 |
| 25-Apr-17 | 8:10 | Cloudy | 20160 | 2.5458 | 2.5502 | 2007.31 | 2008.31 | 1.00 | 0.79 | 0.79 | 0.79 | 47 | 93.3 |
| 25-Apr-17 | 9:57 | Cloudy | 20158 | 2.5441 | 2.5478 | 2008.31 | 2009.31 | 1.00 | 0.79 | 0.79 | 0.79 | 47 | 78.4 |
| 25-Apr-17 | 11:00 | Cloudy | 20149 | 2.5554 | 2.5643 | 2009.31 | 2010.31 | 1.00 | 0.79 | 0.79 | 0.79 | 47 | 188.7 |

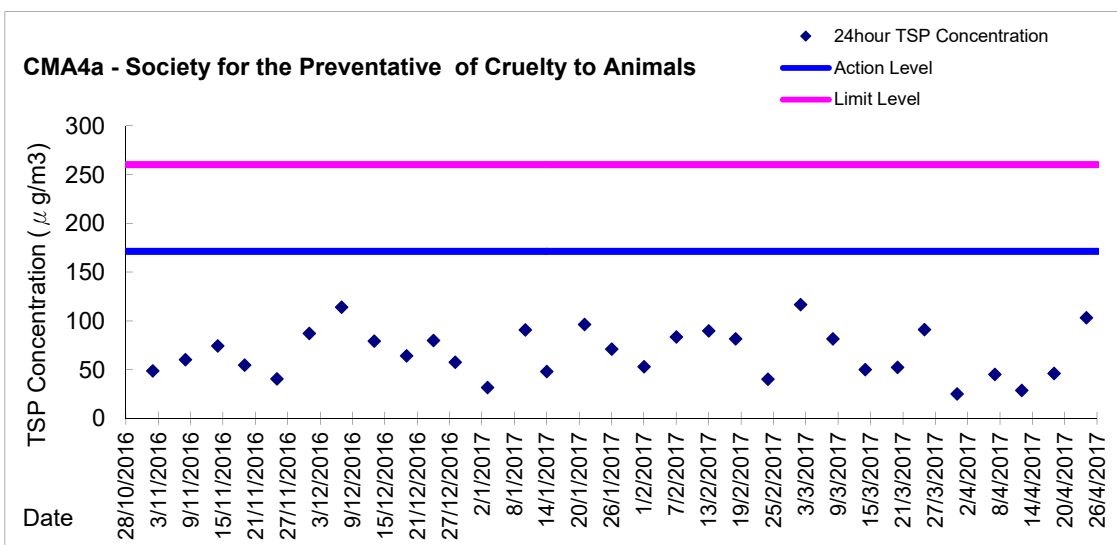
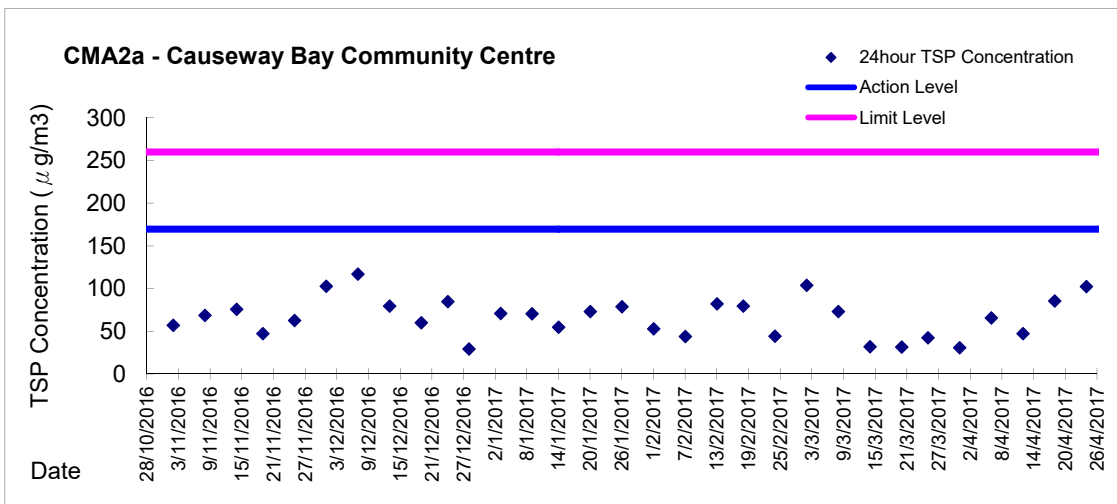
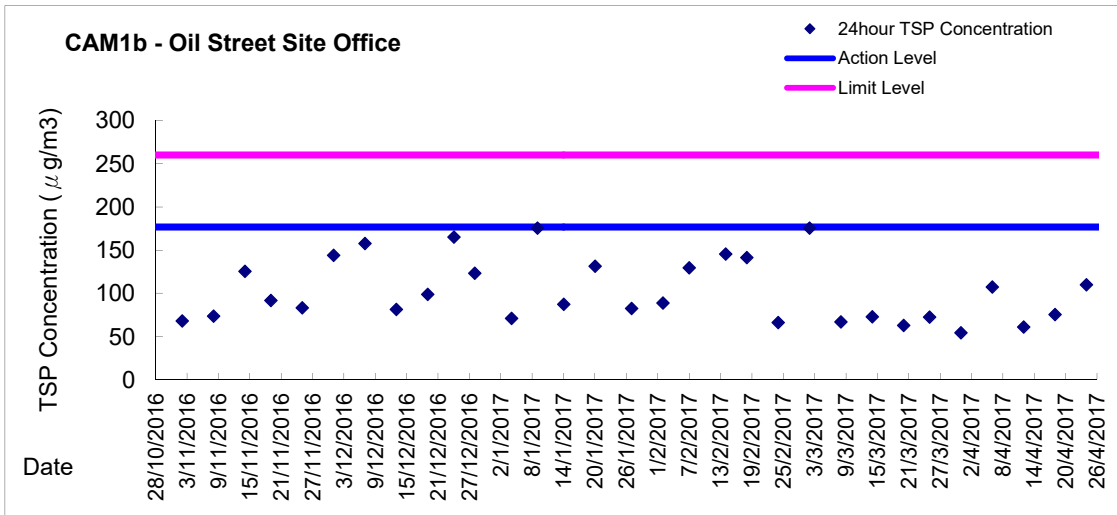
Graphic Presentation of 1 hour TSP Result



Graphic Presentation of 1 hour TSP Result



Graphic Presentation of 24 hour TSP Result



Graphic Presentation of 24 hour TSP Result

